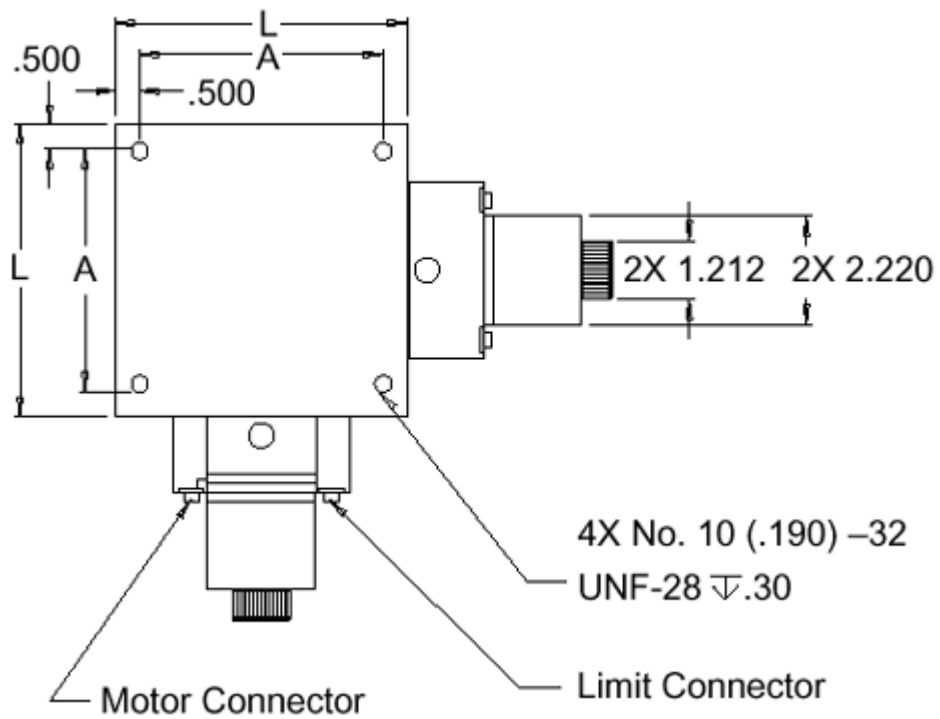


XYR-8080 Lead Screw Driven



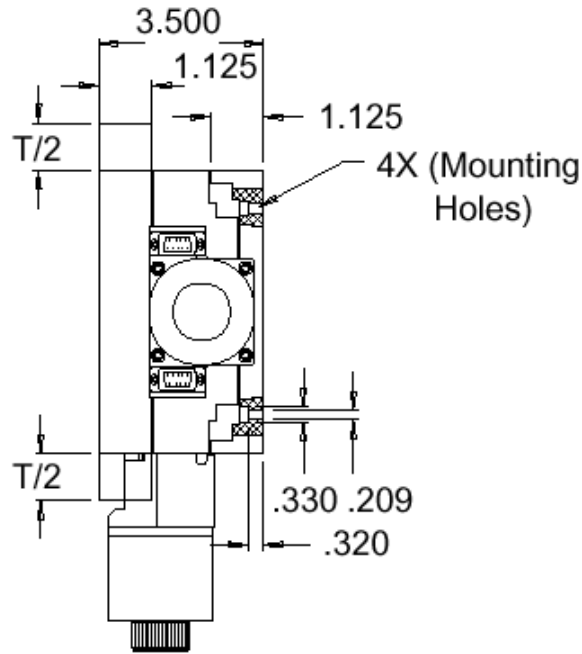
Product Dimensions

Dimensions - Top View

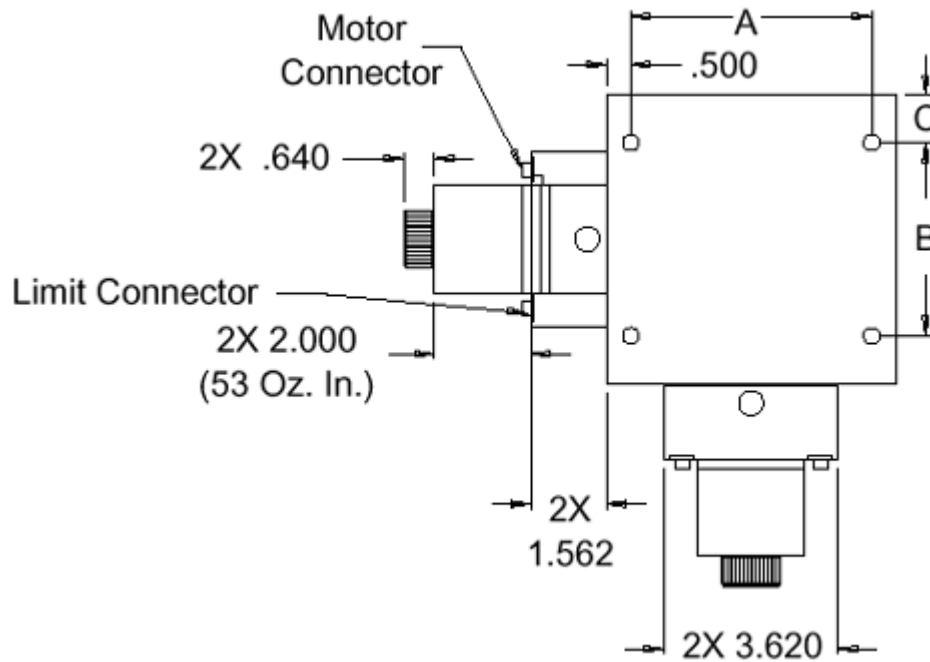


XYR-8080 Lead Screw Driven

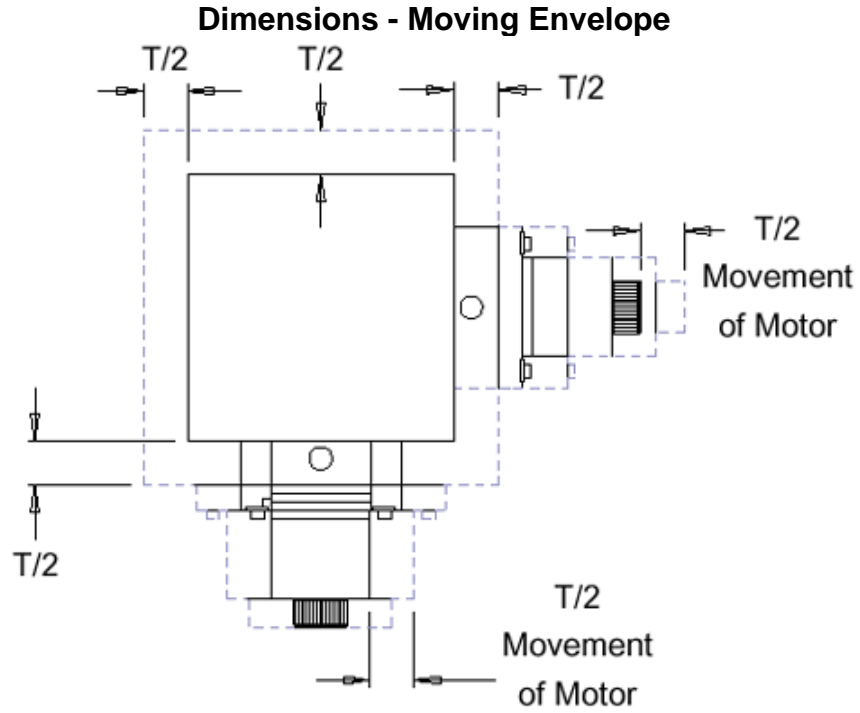
Dimensions - Side View



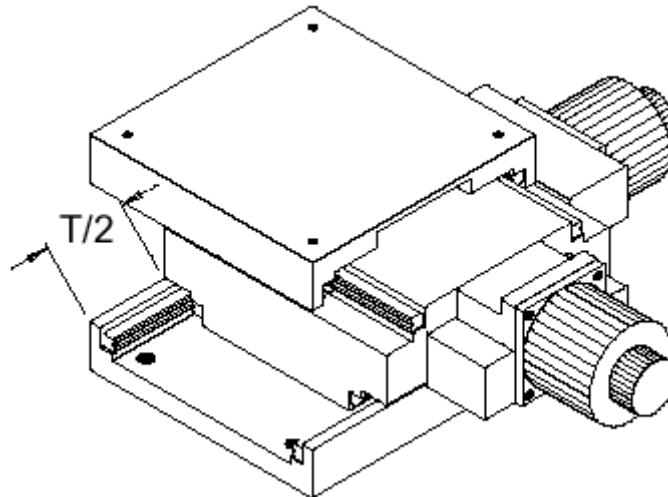
Dimensions - Bottom View



XYR-8080 Lead Screw Driven



Dimensions - Perspective



Travel (T)	Length (L)	A	B	C
6.00	8.00	7.00	6.000	1.000

XYR-8080 Lead Screw Driven

Specifications

Travel (inches)		6 x 6
Leadscrew Accuracy (μm) (per axis)	Precision	25
	Commercial	75
Bidirectional Repeatability (μm)	Precision	3
	Commercial	6
Flatness & Straightness (μm) (per axis)		8
Orthogonality (arc-seconds)	Precision	20
	Commercial	50
Pitch & Yaw (arc-seconds)		25
Load Capacity (kg) ¹		125
Maximum Leadscrew Speed (rps)		15
Moving Mass (kg)	Upper Axis	1.7
	Lower Axis	9.2
Total Mass (kg)		10.9

Configurations ²

Leadscrew	Lead (inch)	Precision	0.40, 0.20, 0.10, 0.02
		Commercial	0.50, 0.40, 0.20, 0.10, 0.02
	Lead (mm)	Precision	2
		Commercial	3, 2, 1.4
Motor	Stepper (oz-in)	400 step/rev	118, others available
		200 step/rev	53, 100, others available
	Servo		brush, brushless

Options

Encoder	Rotary (counts/rev.)	2000, 4000
	Linear ($\mu\text{m}/\text{count}$) ³	5, 1, 0.5, 0.1

¹ Please contact our Applications Engineers for loads exceeding 35kg.

² Standard configuration is highlighted.

³ Please note that Servo with Linear Encoder is not available.